

LOOP-LOC

LOOP-LOC

LOOP-LOC

LOOP-LOC

LOOP-LOC

LOOP-LOC LUXURY LINER MEASURE FORM

Please fill out all parts of the measure forms include your Company name, Dealer Code, and Job name on each sheet.

Make sure to indicate the fit options required for the liner on page 2. All liners will be designed with a standard fit unless another fit option is selected.

*Winter Fit – Liner is slightly larger than standard and can easily be installed in colder temperature areas. Not recommended for warm weather climates.

*Summer Fit – Liner is slightly tighter than standard. Recommended when confronted with a roughly defined pool bottom. Not recommended for installation in cold weather.

*As of 2021 all steps and benches will be manufactured in textured material as a default.

- Submit pages 1 & 2 for all liner estimates and orders.

*For basic rectangles or True Ovals, with no steps or extensions, you need only to submit these two parts.

- Submit page 1A if extended service contract is wanted.
- Submit page 3 if pool is a True-L, Lazy-L, Grecian, or if the pool has a Roman End.
- Submit page 4 if pool contains a step or bench section.
- Submit page 5 for all other types of pools with your AB measurements.

Loop-Loc is not responsible for designing your pool liner floor in regards to safety or pool type classification. Check with your diving board manufacturer in regards to type classification and to determine if your pool meets APSP &ANSI standards. To contact APSP: 2111 Eisenhower Ave, Alexandria, VA 22314 (703)838-0083 APSP.org



LOOP-LOC, LTD.
390 Motor Parkway
Hauppauge, NY 11788

1-800-LOC-LOOP
In New York State 631-582-2626
Fax #: 631-582-2636 WWW.LOOPLOC.COM
sales@looploc.com

LOOP-LOC

LOOP-LOC

LOOP-LOC

LOOP-LOC

LOOP-LOC LUXURY LINER

2021 MEASURING FORM

DEALER CODE: _____	DATE: _____	SHIP TO: _____
COMPANY NAME: _____		ADDRESS: _____
ADDRESS: _____		CITY: _____ STATE: _____ ZIP: _____
CITY: _____ STATE: _____ ZIP: _____		SHIP VIA
JOB NAME: _____		<input type="checkbox"/> BEST WAY
PO#: _____		AIR SERVICE: <input type="checkbox"/> Overnight <input type="checkbox"/> 2nd Day <input type="checkbox"/> 3rd Day
		<input type="checkbox"/> CUSTOMER PICK-UP
		<input type="checkbox"/> MOTOR FREIGHT - Please specify carrier: _____

<input type="checkbox"/> ESTIMATE	<input type="checkbox"/> ORDER	<input type="checkbox"/> Additional Information	<input type="checkbox"/> Extended Service
If one box is not checked, we will consider this an estimate.			<input type="checkbox"/> Silver \$35 (3 year) <input type="checkbox"/> Gold \$65 (5 year)

Wall Pattern: ☐ 28 Mil ☐ 20 Mil Floor Pattern: ☐ 28 Mil ☐ 20 Mil

Patterns are listed with available mil options. Please select wall & floor mil choices above.

Luxury Liner Patterns

- ☐ Antigua w/ Cobalt Kontiki 28/20
- ☐ Bali w/ Mosaic Ocean 28/20
- ☐ Barbuda w/ Cobalt Kontiki 28/20
- ☐ Bengal Bay w/ Lapis Quartz 28/20
- ☐ Bimini Isle w/ Marine Sparkle 28/20
- ☐ Boulder Beach 28/20
- ☐ Cambridge w/ Desert Sand 28/20
- ☐ Capri w/ Blue Grotto 28/20
- ☐ Caribbean Teal 28/20
- ☐ Hampton Blue w/ Blue Beach Pebble 28/20
- ☐ Mandala w/ Lapis Quartz 28 Only
- ☐ Messina w/ Aegean Sea 28/20
- ☐ Mykonos w/ Blue Beach Pebble 28/20
- ☐ Nantucket Isle w/ Indigo Seas 28/20
- ☐ Ocean Reef w/ Marine Sparkle 28/20
- ☐ Ravello w/ Aegean Sea 28/20
- ☐ River Rock 28/20

- ☐ Sag Harbor w/ Blue Beach Pebble 28/20
- ☐ Samos w/ Aegean Sea 28/20
- ☐ San Sebastian w/ Slate Mosaic 28 Only
- ☐ Santa Fe w/ Mosaic Ocean 28/20
- ☐ Stella Maris w/ Indigo Seas 28/20
- ☐ Stonehaven w/ Indigo Seas 28/20
- ☐ Vernazza w/ Slate Mosaic 28 Only
- ☐ European Blue 28 Only
- ☐ Granite Gray 28 Only
- ☐ Light Gray 28 Only
- ☐ Montauk Blue 28/20
- ☐ Steel Gray 20 Only
- ☐ Tan 30 Only
- ☐ Arctic White 28 Only

- ☐ All Print _____
- ☐ **Include 7" Matching Vinyl Drain Material**

Aqua Shift

- ☐ Honu w/ Granite Blue 28 Only
- ☐ Mahalo w/ Granite Blue 28 Only

Boutique Collection

- ☐ Acqua Blu 28/20
- ☐ Azura 28/20
- ☐ Beach Glass 28/20
- ☐ Bella Vista 28/20
- ☐ Maya 28/20
- ☐ Palm Springs 28/20
- ☐ Timeless 28/20

PearlEssence Collection

- ☐ Camino Lagoon 28 Only
- ☐ Oceania 28/20
- ☐ Pacifica 28/20
- ☐ Platinum Onyx 28 Only
- ☐ Quartz Flagstone 28 Only

Embossed Collection

- ☐ *Midnight Slate 28 Only
- ☐ *Royal Navy Glistening Palms 28 Only
- ☐ *Shimmering SeaWaves 28 Only
- ☐ Sterling Caviar 28 Only

*PearlEssence



OPTIONAL LUXURY LINERS 3-YEAR SILVER EXTENDED SERVICE CONTRACT

This contract will start from the factory shipping date by Loop-Loc, of the liner, and is valid for three full years (subject to early termination conditions below). This service contract is valid for Loop-Loc In-ground residential swimming pool liners only, with a wholesale value greater than \$750.

In this contract "Consumer" shall mean a person who purchased and had installed an in-ground residential pool liner that was manufactured by Loop-Loc. A "Dealer" shall mean any company who has purchased the in-ground swimming pool liner directly from Loop-Loc. The liner must be installed in accordance with industry standard installation methods.

LOOP-LOC'S OBLIGATION

In the event that the in-ground liner manufactured by Loop-Loc and installed in the consumer's pool has a defect due to improper seam sealing that occurred at time of manufacturing, Loop-Loc shall be responsible for shipping, labor, and materials to repair and/or replace the liner up to the maximum protection coverage of \$1000. In all cases Loop-Loc will determine whether the liner covered by this extended service contract is defective (according to this contract). "Defect" as described in this extended service contract is for Seam Separation only, which will cause the liner to be unable to hold water. This contract does not cover and excludes: fit, color, mil, dimensions, or any other issues that may arise with the liner. It is the "Dealers" responsibility to make sure that the liner they are installing in the "consumers" pool is labeled correctly for the liner ordered. This contract will be considered null and void if the "dealer" installs a liner that is labeled different or has different measurements from the liner ordered.

LOOP-LOC'S OBLIGATION TO THE "CONSUMER" HOLDING A VALID, EXTENDED SERVICE CONTRACT FOR \$1000 IS SUBJECT TO THE FOLLOWING CONDITIONS:

1. The cost of labor that is incurred in the repair/replacement of the liner is limited to the actual repair/replacement of the liner, including pumping out of water and re-filling water in the pool, and freight charges for the new liner. Does not include any repairs or reconstruction to the pool walls, floor or coping.
2. Loop-Loc reserves the right to repair or replace the "defective" liner.
3. Loop-Loc is not obligated to pay under this agreement until it approves of the person or dealer retained to repair/replace the liner. However, Loop-Loc may at its discretion elect to do the work or retain a contractor to do the work.
4. Loop-Loc will not be obligated to pay under this agreement if the liner was not installed following industry standard installation procedures.
5. If under the terms of this agreement Loop-Loc decides to repair/replace the liner, the consumer shall be entitled to any number of claims under this agreement, but the total of the claims shall not exceed a combined sum of \$1000. When this combined sum has been rendered, or the three-year term expires, then this agreement shall terminate.
6. If this agreement is enacted and Loop-Loc repairs/replaces the liner, then this service contract will expire, and a new extended service contract must be purchased for the repaired liner and/or replaced liner.
7. This extended service contract is non-transferable, and is only valid for the original consumer.
8. All charges made under the terms of this agreement must be documented with proper receipts, and invoices from the parties doing the work or supplying materials covered by this contract prior to payment by Loop-Loc. No payments will be made if legitimate receipts are not sent in. In all cases Loop-Loc has the final decision in regards to - what is a fair and customary fee - for work pertaining to the replacement of the liner.
9. **This extended service contract is included with the purchase of your liner.**

This contract will be valid when purchased at time of order only, and when order is paid in full. Your extended service contract will always be referenced by your order number and customer name. This extended service contract expires three years after date of shipping from Loop-Loc's manufacturing facility. If wholesale value is less than \$750, this contract will not be honored.

Dealer Name: _____ City/State: _____

Customer Name: _____ Order #: _____

Customer Address: _____

City/State/Zip: _____



OPTIONAL LUXURY LINERS 5-YEAR GOLD EXTENDED SERVICE CONTRACT

This contract when purchased at the time of placing your order will start from the factory shipping date by Loop-Loc, of the liner, and is valid for five full years (subject to early termination conditions below). This service contract is valid for Loop-Loc In-ground residential swimming pool liners only, with a wholesale value greater than \$1,000.

In this contract "Consumer" shall mean a person who purchased and had installed an in-ground residential pool liner that was manufactured by Loop-Loc. A "Dealer" shall mean any company who has purchased the in-ground swimming pool liner directly from Loop-Loc. The liner must be installed in accordance with industry standard installation methods.

LOOP-LOC'S OBLIGATION

In the event that the in-ground liner manufactured by Loop-Loc and installed in the consumer's pool has a defect due to improper seam sealing that occurred at time of manufacturing, Loop-Loc shall be responsible for shipping, labor, and materials to repair and/or replace the liner up to the maximum protection coverage of \$1500. In all cases Loop-Loc will determine whether the liner covered by this extended service contract is defective (according to this contract). "Defect" as described in this extended service contract is for Seam Separation only, which will cause the liner to be unable to hold water. This contract does not cover and excludes: fit, color, mil, dimensions, or any other issues that may arise with the liner. It is the "Dealers" responsibility to make sure that the liner they are installing in the "consumers" pool is labeled correctly for the liner ordered. This contract will be considered null and void if the "dealer" installs a liner that is labeled different or has different measurements from the liner ordered.

LOOP-LOC'S OBLIGATION TO THE "CONSUMER" HOLDING A VALID, PAID, EXTENDED SERVICE CONTRACT FOR \$1500 IS SUBJECT TO THE FOLLOWING CONDITIONS:

1. The cost of labor that is incurred in the repair/replacement of the liner is limited to the actual repair/replacement of the liner, including pumping out of water and re-filling water in the pool, and freight charges for the new liner. Does not include any repairs or reconstruction to the pool walls, floor or coping.
2. Loop-Loc reserves the right to repair or replace the "defective" liner.
3. Loop-Loc is not obligated to pay under this agreement until it approves of the person or dealer retained to repair/replace the liner. However, Loop-Loc may at it's discretion elect to do the work or retain a contractor to do the work.
4. Loop-Loc will not be obligated to pay under this agreement if the liner was not installed following industry standard installation procedures.
5. If under the terms of this agreement Loop-Loc decides to repair/replace the liner, the consumer shall be entitled to any number of claims under this agreement, but the total of the claims shall not exceed a combined sum of \$1500. When this combined sum has been rendered, or the five-year term expires, then this agreement shall terminate.
6. If this agreement is enacted and Loop-Loc repairs/replaces the liner, then this service contract will expire, and a new extended service contract must be purchased for the repaired liner and/or replaced liner.
7. This extended service contract is non-transferable, and is only valid for the original consumer.
8. All charges made under the terms of this agreement must be documented with proper receipts, and invoices from the parties doing the work or supplying materials covered by this contract prior to payment by Loop-Loc. No payments will be made if legitimate receipts are not sent in. In all cases Loop-Loc has the final decision to what is a fair and customary fee for work pertaining to the replacement of the liner.
9. **This extended service contract must be purchased only at the time the liner is ordered from Loop-Loc. No exceptions will be made.**

This contract will be valid when purchased at time of order only, and when order is paid in full. Your extended service contract will always be referenced by your order number and customer name. This extended service contract expires five years after date of shipping from Loop-Loc's manufacturing facility. If wholesale value is between \$750-\$999, this contract will be changed to a Silver Extended Service Contract.

Dealer Name: _____ City/State: _____

Customer Name: _____ Order #: _____

Customer Address: _____

City/State/Zip: _____

DEALER CODE: _____ DATE: _____ JOB NAME: _____ COMPANY NAME: _____

Bold font denotes default selection

POOL SHAPE

- ☐ Rectangle
- ☐ True Oval
- ☐ Grecian (see worksheet)
- ☐ True-L (see worksheet)
- ☐ Lazy-L (see worksheet)
- ☐ Roman (see worksheet)
- ☐ Other (see drawing)

POOL CORNERS

- ☐ Radius
- ☐ Diagonal
- ☐ 90°

Size: FT. IN.

HOPPER PAD CORNERS

If the corners of the hopper pad are not 90° please indicate the corner type and size of the corner in the notes section

FOLDING METHOD

- ☐ **Deep to Shallow**
- ☐ Breakline Fold

BEAD STYLE

- ☐ **Standard**
- ☐ Low Profile
- ☐ E.W.
- ☐ Wilkes
- ☐ "J" Hook
- ☐ **** A/G FLEX Bead**

- ☐ Overlap
- O/L Size: _____
- O/L Type: ☐ Horizontal O/L ☐ Vertical O/L


**** NOTE:** A/G FLEX Bead is designed to accommodate both Standard and J-Hook applications for above ground liners.

LOOP LOC FIT OPTIONS

- ☐ **Summer Fit**
- ☐ Winter Fit

STEPS / BENCHES

- ☐ **None**
- ☐ Fiberglass (straight)
- ☐ Fiberglass (radius)
- ☐ Vinyl (see worksheet)

 See area below for vinyl step / closing seam placement

CHECK LIST

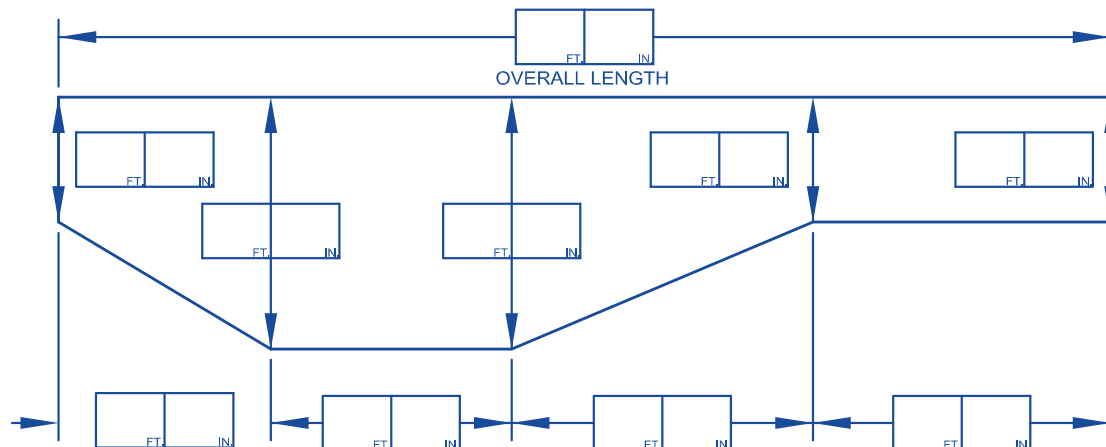
- ☐ Length Dims Add Up
- ☐ Width Dims Add Up
- ☐ Depth Given
- ☐ Wall Height Given
- ☐ Pool Checked for Square
- ☐ Pool Shape Selected
- ☐ Corner Type Selected
- ☐ Corner Dim. Given
- ☐ Liner Pattern Given
- ☐ Wall Liner Mil Checked
- ☐ Floor Liner Mil Checked
- ☐ Seam/Step Located
- ☐ Worksheet Attached

SAFETY LEDGE

SIZE (If any): _____

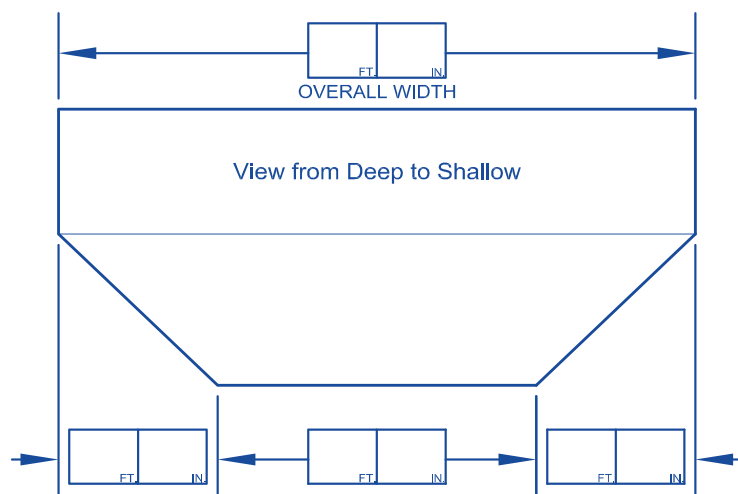
FOR STEPS EXTENDING THE FULL WIDTH OF THE POOL, PLEASE INDICATE IF THEY ARE LOCATED INSIDE OR OUTSIDE THE OVERALL LENGTH PROVIDED BELOW:

- ☐ FULL WIDTH STEPS INSIDE POOL LENGTH
- ☐ FULL WIDTH STEPS OUTSIDE POOL LENGTH



MANUFACTURER OF POOL: _____ YEAR: _____ MEASURED BY: _____

NOTES:



VINYL COVERED STEP/ CLOSING SEAM PLACEMENT

PLEASE INDICATE LOCATION OF STEP/BENCH WITH DIMENSIONS ON THE SKETCH BELOW



IF NO FIBERGLASS STEP OR SEAM PLACEMENT IS GIVEN, THE CLOSING SEAM WILL BE PLACED IN THE CENTER OF THE SHALLOW END



1-800-LOC-LOOP
In New York State 631-582-2626
Fax #: 631-582-2636
Email: SALES@LOOPLOC.COM

WWW.LOOPLOC.COM
390 Motor Parkway
Hauppauge, NY 11788

PAGE _____ OF _____

INSIDE CORNER "C"

☐ Radius ☐ Diagonal ☐ Mitered

Size: FT. IN.

OUTSIDE CORNER "F"

☐ Radius ☐ Diagonal ☐ Mitered

Size: FT. IN.

DRAW SHALLOW BREAK AND DIMENSION IF NECESSARY

C to F	C to A	C to E	F to B	F to D	DIRECTION
<input type="text"/> FT. <input type="text"/> IN.	<input type="text"/> FT. <input type="text"/> IN.	<input type="text"/> FT. <input type="text"/> IN.	<input type="text"/> FT. <input type="text"/> IN.	<input type="text"/> FT. <input type="text"/> IN.	<input type="checkbox"/> This Direction <input type="checkbox"/> Opposite Direction

NOTE: Diagonals MUST be taken from hypothetical 90°

REVERSE CORNER

☐ Radius
☐ Diagonal
☐ 90°

Size: FT. IN.

Full-L Worksheet



1-800-LOC-LOOP
In New York State 631-582-2626
Fax #: 631-582-2636
Email: SALES@LOOPLOC.COM

WWW.LOOPLOC.COM
390 Motor Parkway
Hauppauge, NY 11788

DEALER CODE: _____ **JOB NAME:** _____

Roman Bows

☐ Deep-end ☐ Shallow-end

Roman Worksheet

Straight Wall Length
 FT. IN.

** When providing slope dimensions for 6 sided grecian hopper pads, please measure all slope offsets out perpendicular from pool walls to pad walls as shown along dashed lines below. **

Irregular Grecian Worksheet

Hopper Style
☐ 6 Sided
☐ Rectangle

PAGE ____ OF ____

NOTE: All Steps & Benches will be manufactured with Matching Textured Material and Rod Pockets unless a different selection is made below.

STEP MATERIAL

☐ **Match Print Textured ***

☐ **Liner Bottom (Non-Textured)**

- ☐ Base Film Color
- ☐ White Textured
- ☐ Blue Textured
- ☐ Textured Tread/Print Riser
- ☐ Textured Tread/Tiled Riser

PLEASE SELECT ATTACHMENT TYPE

- ☐ **Rod Pockets**
- ☐ Bead
- ☐ Flaps
- ☐ None

NOTES:

BACK CORNERS

- ☐ Radius
- ☐ Diagonal
- ☐ 90°

Size:

FT.	IN.
-----	-----

DEALER CODE: _____

JOB NAME: _____

FRONT CORNER (LEFT)

☐ Diagonal

☐ 90°

FRONT CORNER (RIGHT)

☐ Diagonal

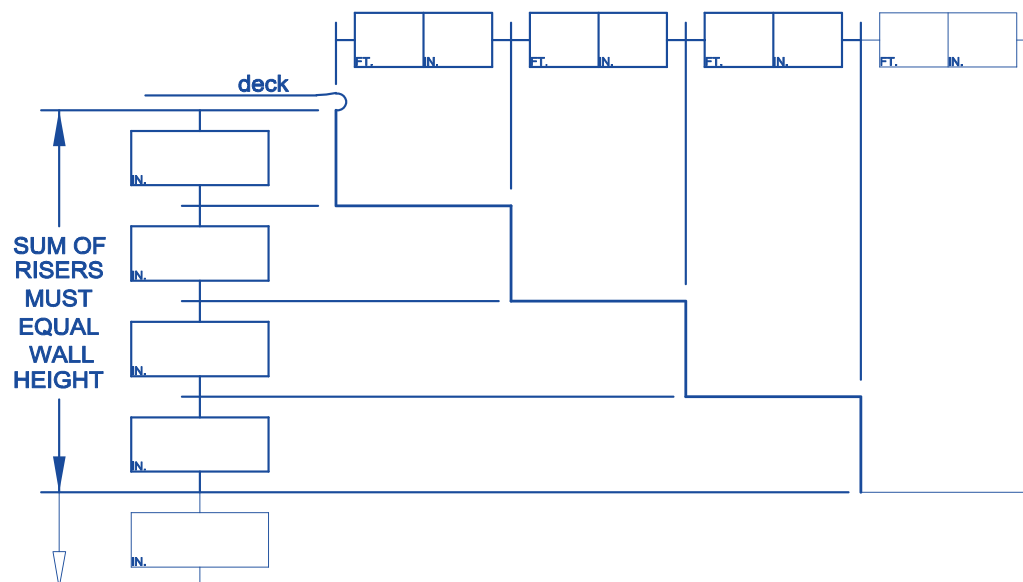
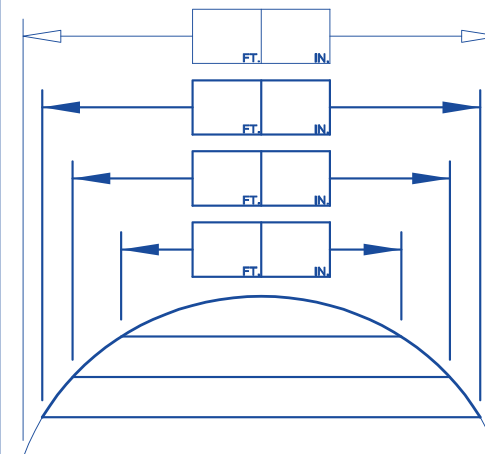
☐ 90°

RECESS

RECESS INFORMATION

Recess Size: _____ ☐ No Recess

Distance across front of recess



MANUFACTURER: _____

MODEL: _____

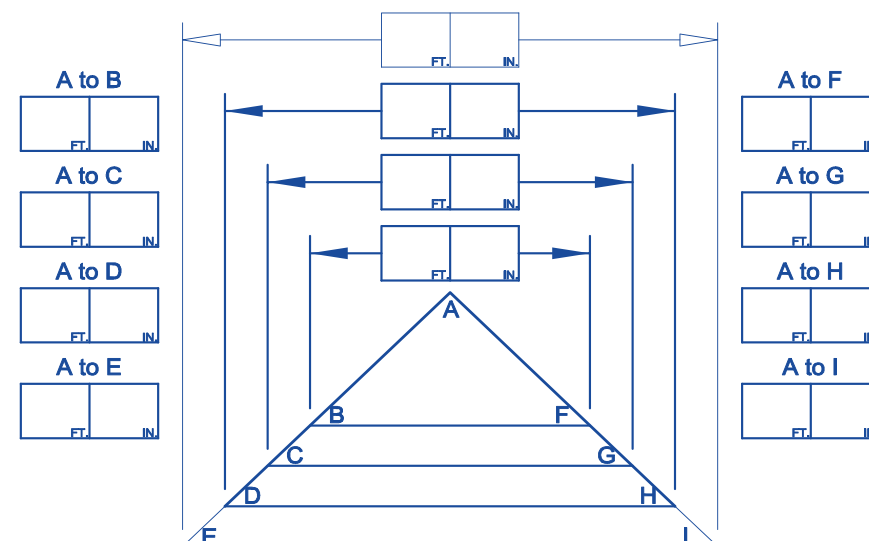
YEAR: _____



No Compromises... No Excuses!

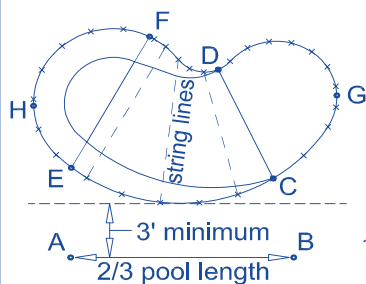
1-800-LOC-LOOP
In New York State 631-582-2626
Fax #: 631-582-2636
Email: SALES@LOOPLOC.COM

WWW.LOOPLOC.COM
390 Motor Parkway
Hauppauge, NY 11788



NOTE: Dimensions MUST be taken from hypothetical 90°

PAGE ____ OF ____

JOB NAME:

A to B

--	--

FT. IN.

	A	B
1		
2		
3		
4		
5		
6		
7		
8		
9		
10		

	A	B
C		
D		
E		

	A	B
F		
G		
H		

C to D	E to F	G to H

to	to	to

	A	B
11		
12		
13		
14		
15		
16		
17		
18		
19		
20		
21		
22		
23		
24		
25		

	A	B
26		
27		
28		
29		
30		
31		
32		
33		
34		
35		
36		
37		
38		
39		
40		

	A	B
41		
42		
43		
44		
45		
46		
47		
48		
49		
50		
51		
52		
53		
54		
55		

	A	B
56		
57		
58		
59		
60		
61		
62		
63		
64		
65		
66		
67		
68		
69		
70		

Space points approx. 3' apart on radii 8' or greater. Tighter radii require more points. At least 3 points are required for any radius section.
 Draw bottom contours, A-B stake location, step location, requested wall seam location, and other important information below.
 Dimensions for mid-slope contours are required for proper fit (use the "String Line" section to left)

String Line 1 String Point #s		String Line 2 String Point #s	
Distance to Slope		Distance to Slope	
Depth at Slope		Depth at Slope	

String Line 3 String Point #s		String Line 4 String Point #s	
Distance to Slope		Distance to Slope	
Depth at Slope		Depth at Slope	

String Line 5 String Point #s		String Line 6 String Point #s	
Distance to Slope		Distance to Slope	
Depth at Slope		Depth at Slope	



1-800-LOC-LOOP
In New York State 631-582-2626
Fax #: 631-582-2636
Email: SALES@LOOPLOC.COM

WWW.LOOPLOC.COM
390 Motor Parkway
Hauppauge, NY 11788

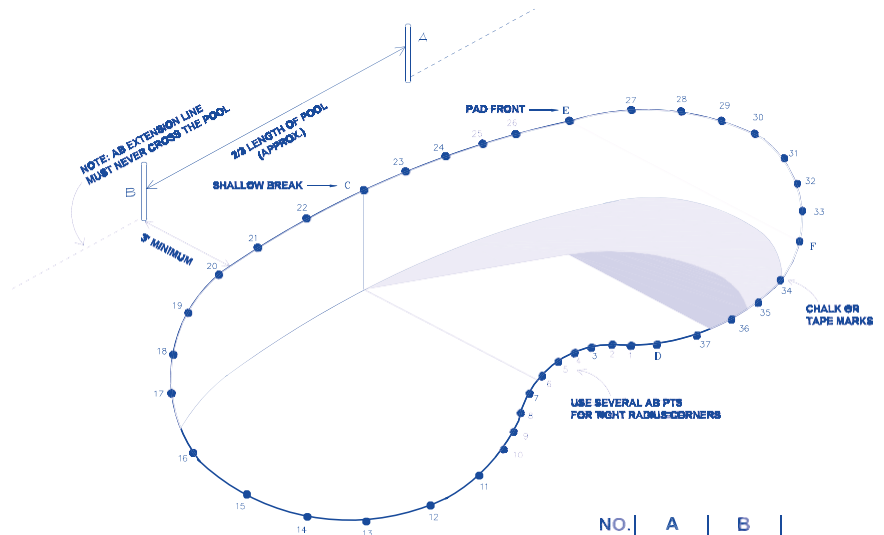
PAGE OF

Loop Loc Liner Measuring Guide

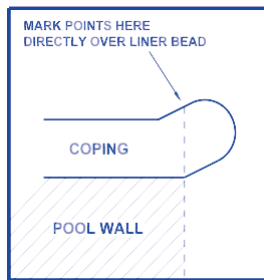
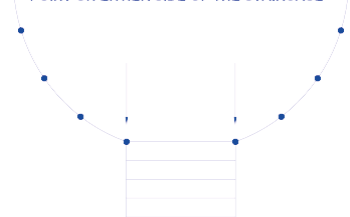
1. Begin with a freehand sketch indicating the inside pool dimensions. Be sure to include an accurate sketch of the hopper and pad.
2. Establish two points, "A-B". The "AB" lines must be at least 3' away from the pool and at least 2/3 the length of the pool. Be sure to indicate the "A-B" line location and orientation on your dealers sketch.

Note: The "A-B" line must never cross the pool line and should be approximately 3' away from the pool at the closest point (4' away from pools over 44' long).

3. Using chalk, or numbered tape placed on the receptor, mark and number points along the inside edge of the pool at approximately 3' intervals. Be sure to place points at the ends of straight walls and at the start and end points of step or bench locations. Be sure to measure to the bead receptor and not to the coping edge. The break line and the front of the hopper pad must be labeled separately.



TO MARK A STRAIGHT PLASTIC STAIR PUT A POINT ON EITHER SIDE OF THE STAIRCASE

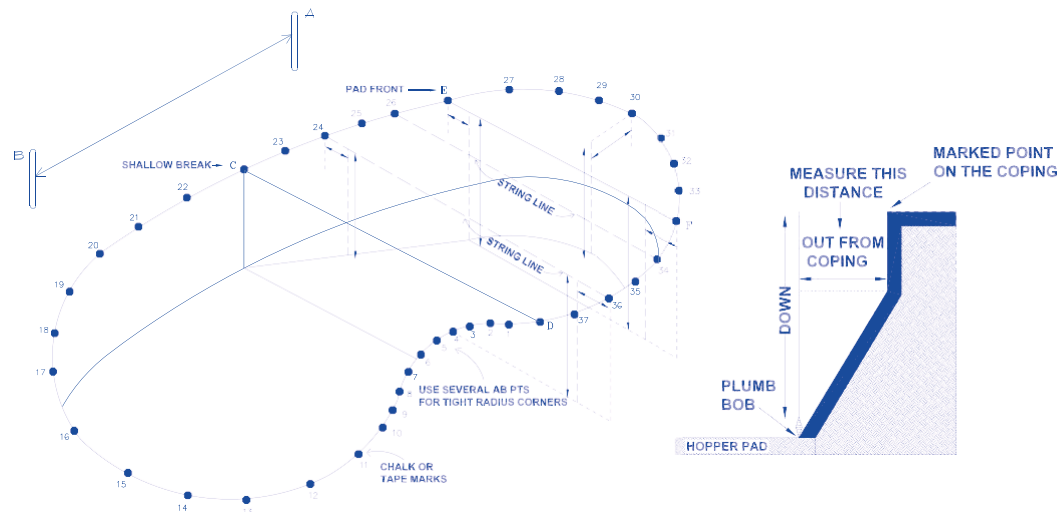


NO.	A	B
1	12'-3"	28'-5"
2	13'-8"	29'-7"
3	14'-0"	32'-6"
4		
5		
6		
7		
8		
9		
10		
11	CONTINUE	CONTINUE
12		
13		
14		
15		
16		
17		
18		

4. Measurements should now be taken from point "A" to point #1, then point #2, all the way around the pool. Then measure from point "B" to the same point #1 and then #2, as you did from point "A". Measurements are listed in column format as shown. A-B measurements must be taken to break line and front of the pad.
5. Take cross-reference measurements across the break line and across the front of the pad. Take several additional cross-reference dimensions between known points to determine the length, width and the shape of the pool.
6. Side slope offset distances and depth measurements are also required to correctly manufacture the liner. Starting at the pool wall located in the shallow end measure the distance from the shallow end floor to the bead receptor. Another depth measurement should be taken at the break line to the bead receptor.

Side slope distances should be taken at the front of the pad on either side of the pool, and a back slope distance should be taken from the back of the pad.

To determine the side slope offsets along the pools slope a string should be pulled across two known points on the pool starting at the front of the hopper pad. Once the string is pulled across use either a plumb bob or a pole to determine where the side slope meets the pool bottom.



Once the location is determined, measure the distance from the receptor to the pole or plumb bob. Then measure the “down” or vertical distance along the length of the pole or the plumb bob line from the bead receptor to where the side slopes meet the pool bottom. Take the measurements on both sides of the pool from the same string line. Continue to move the string line up the hopper slope and take new measurements. On a standard slope shape move the string line up the slope at approximately 3 to 4 foot intervals. For a more complex shaped slope take more measurements on a tighter spacing.

7. Be sure to fill out all applicable information contained on the measuring forms. In the notes or on your sketch please indicate a specific location for the placement of a wall seam. The wall seam location will typically be placed in the center of a fiberglass stair or in the center of the shallow end if a location is not specified and the pool has no stairs.